

# Are U.S. stocks too expensive?

From the Field  
August 2024



## Key Insights

- U.S. stocks appear expensive, thanks to high valuations for key technology companies.
- The real question is whether current profit levels in the U.S. tech sector can be sustained. The growth path for artificial intelligence will be critical.



**Tim Murray, CFA®**  
Capital Markets Strategist  
Multi-Asset Division

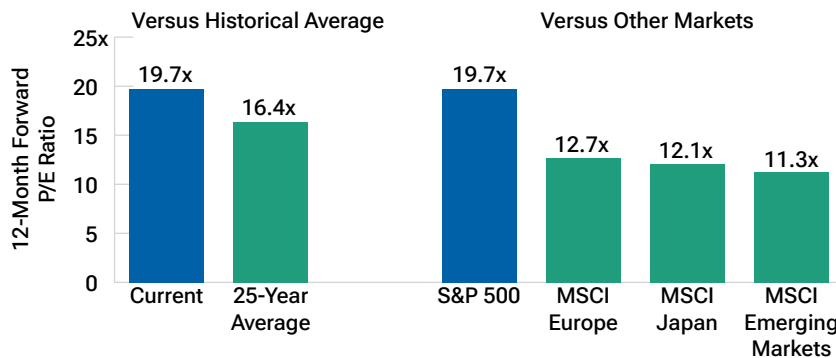
**T**hus far in 2024, the U.S. economy has surprised to the downside. While the Bloomberg U.S. Economic Surprise Index entered negative territory in March, the S&P 500 Index had delivered a healthy return of 9.6% through August 5th—despite the recent sharp pullback. This disconnect has raised concerns that

U.S. stocks are too expensive given the deteriorating backdrop.

U.S. stock valuations do appear high. As of August 5th, the forward price-to-earnings (P/E) ratio for the S&P 500 stood at 19.7 times earnings, still significantly higher than the 25-year average of 16.4. The U.S. market also

## U.S. valuations appear high

(Fig. 1) Forward P/E for the S&P 500 versus 25-year average and other regional markets



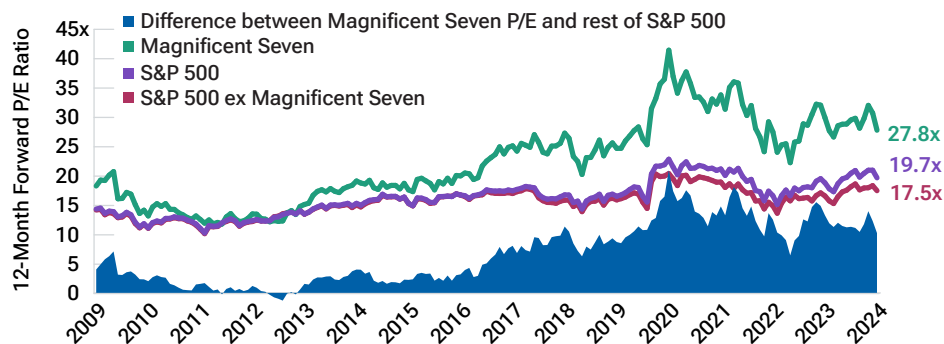
As of August 5, 2024. P/E averages calculated over monthly periods.

**Actual future outcomes may differ materially from estimates.**

Sources: T. Rowe Price analysis using data from FactSet Research Systems Inc. All rights reserved. Standard & Poor's (see Additional Disclosures).

## Impact of mega-cap technology stocks

(Fig. 2) S&P 500 valuations with and without the Magnificent Seven<sup>1</sup>



July 31, 2009, through August 5, 2024.

**Actual outcomes may differ materially from forward estimates.**

P/E (price-to-earnings) ratios are market cap weighted.

Sources: T. Rowe Price analysis using data from FactSet Research Systems Inc. All rights reserved.

S&P 500 Index (see Additional Disclosures).

<sup>1</sup> The “Magnificent Seven” stocks are Apple, Alphabet, Amazon, Meta, Microsoft, NVIDIA, and Tesla. The specific securities identified and described are for informational purposes only and do not represent recommendations. Not representative of an actual investment. There is no assurance that an investment in any security was or will be profitable.

looked expensive when compared with other regional markets (Figure 1).

### The tech sector distorts the picture

A closer look reveals that S&P 500 valuation has been distorted by extremely high P/Es for many U.S. tech companies—especially the mega-cap stocks known collectively as the “Magnificent Seven.” This group includes Alphabet, Amazon, Apple, Meta, Microsoft, NVIDIA, and Tesla.<sup>1</sup>

As of August 5, the Magnificent Seven showed a collective forward P/E of 27.8, versus just 17.5 for the rest of the stocks in the S&P 500 (Figure 2). Those same seven stocks accounted for almost a third (31%) of S&P 500 market capitalization, while the technology sector as a whole made up 32%. Meanwhile, the financials and energy sectors combined accounted for only 16% of S&P 500 market cap at the end of June.

This is notable because, like the Magnificent Seven, technology stocks in general tend to be more expensive than financials and energy stocks. So, comparing the current S&P 500 P/E with its historical average is not really an apples-to-apples comparison.

### Return on equity is a reality check

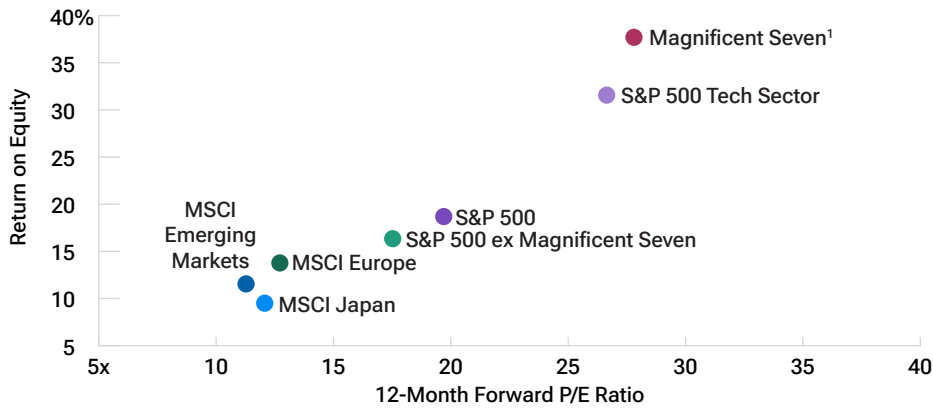
When evaluating individual companies with unusually high valuations, analysts often compare the P/E with the return on equity (ROE), a measure of how profitable and efficient the company has been. This same analysis can be applied to the S&P 500.

As of August 5, ROE was 37.7% for the Magnificent Seven and 31.5% for the S&P tech sector as a whole versus just 16.3% for the rest of the index. Other major regional markets also showed dramatically lower ROEs (Figure 3).

<sup>1</sup> The specific securities identified and described are for informational purposes only and do not represent recommendations. Not representative of an actual investment. There is no assurance that an investment in any security was or will be profitable.

## Return on equity is a reality check

(Fig. 3) ROE vs. forward P/E ratios for selected indexes



**Past results are not a reliable indicator of future results. These statistics are not a projection of future results or company performance. Actual results may vary significantly.**

ROEs are on a market cap-weighted basis calculated for the trailing 12 months as of August 5, 2024.

<sup>1</sup> The “Magnificent Seven” stocks are Apple, Alphabet, Amazon, Meta, Microsoft, NVIDIA, and Tesla. The specific securities identified and described are for informational purposes only and do not represent recommendations. Not representative of an actual investment. There is no assurance that an investment in any security was or will be profitable.

Sources: T. Rowe Price analysis using data from FactSet Research Systems Inc. All rights reserved. MSCI and S&P indexes (see Additional Disclosures).

The bottom line is that valuation premiums for U.S. technology stocks, and for U.S. stocks in general, do not appear unreasonable in the context of profitability. While U.S. economic momentum has slowed, tech sector earnings have remained strong, thanks to the massive buildout of artificial intelligence (AI) infrastructure.

The real question is whether these elevated levels of profitability and efficiency can be sustained. Eventually, evidence will need to emerge that the substantial capital investments being made in AI will yield sufficient profits.

Additionally, if the U.S. economy weakens significantly, mega-cap tech companies may become much less willing to continue increasing their capital spending.

### Conclusion

While U.S. stocks may seem overvalued, a deeper analysis suggests that these elevated valuations have been driven by exceptional profitability. However, the sustainability of those profit levels remains an open question. As a result, our Asset Allocation Committee currently holds a broadly neutral allocation to U.S. equities.

## INVEST WITH CONFIDENCE™

T. Rowe Price identifies and actively invests in opportunities to help people thrive in an evolving world, bringing our dynamic perspective and meaningful partnership to clients so they can feel more confident.

---

### Additional Disclosures

CFA® and Chartered Financial Analyst® are registered trademarks owned by CFA Institute.

The S&P 500 Index is a product of S&P Dow Jones Indices LLC, a division of S&P Global, or its affiliates ("SPDJI") and has been licensed for use by T. Rowe Price. Standard & Poor's® and S&P® are registered trademarks of Standard & Poor's Financial Services LLC, a division of S&P Global ("S&P"); Dow Jones® is a registered trademark of Dow Jones Trademark Holdings LLC ("Dow Jones"). This product is not sponsored, endorsed, sold or promoted by SPDJI, Dow Jones, S&P, or their respective affiliates, and none of such parties make any representation regarding the advisability of investing in such product(s) nor do they have any liability for any errors, omissions, or interruptions of the S&P 500 Index.

MSCI and its affiliates and third party sources and providers (collectively, "MSCI") makes no express or implied warranties or representations and shall have no liability whatsoever with respect to any MSCI data contained herein. The MSCI data may not be further redistributed or used as a basis for other indices or any securities or financial products. This report is not approved, reviewed, or produced by MSCI. Historical MSCI data and analysis should not be taken as an indication or guarantee of any future performance analysis, forecast or prediction. None of the MSCI data is intended to constitute investment advice or a recommendation to make (or refrain from making) any kind of investment decision and may not be relied on as such.

---

### Important Information

**This material is being furnished for general informational and/or marketing purposes only.** The material does not constitute or undertake to give advice of any nature, including fiduciary investment advice. Prospective investors are recommended to seek independent legal, financial and tax advice before making any investment decision. T. Rowe Price group of companies including T. Rowe Price Associates, Inc. and/or its affiliates receive revenue from T. Rowe Price investment products and services. **Past performance is not a reliable indicator of future performance.** The value of an investment and any income from it can go down as well as up. Investors may get back less than the amount invested.

The material does not constitute a distribution, an offer, an invitation, a personal or general recommendation or solicitation to sell or buy any securities in any jurisdiction or to conduct any particular investment activity. The material has not been reviewed by any regulatory authority in any jurisdiction.

Information and opinions presented have been obtained or derived from sources believed to be reliable and current; however, we cannot guarantee the sources' accuracy or completeness. There is no guarantee that any forecasts made will come to pass. The views contained herein are as of the date written and are subject to change without notice; these views may differ from those of other T. Rowe Price group companies and/or associates. Under no circumstances should the material, in whole or in part, be copied or redistributed without consent from T. Rowe Price.

The material is not intended for use by persons in jurisdictions which prohibit or restrict the distribution of the material and in certain countries the material is provided upon specific request. It is not intended for distribution to retail investors in any jurisdiction.

**DISCLOSURE CONTINUES ON THE FOLLOWING PAGE.**

---

**Important Information (cont.)**

**Australia**—Issued by T. Rowe Price Australia Limited (ABN: 13 620 668 895 and AFSL: 503741), Level 28, Governor Phillip Tower, 1 Farrer Place, Sydney NSW 2000, Australia. For Wholesale Clients only.

**Brunei**—This material can only be delivered to certain specific institutional investors for informational purpose only. Any strategy and/or any products associated with the strategy discussed herein has not been authorised for distribution in Brunei. No distribution of this material to any member of the public in Brunei is permitted.

**Canada**—Issued in Canada by T. Rowe Price (Canada), Inc. T. Rowe Price (Canada), Inc.'s investment management services are only available to Accredited Investors as defined under National Instrument 45-106. T. Rowe Price (Canada), Inc. enters into written delegation agreements with affiliates to provide investment management services.

**Colombia, Chile, Mexico, Perú, Uruguay**—This material is prepared by T. Rowe Price International Ltd - Warwick Court, 5 Paternoster Square, London, EC4M 7DX which is authorised and regulated by the UK Financial Conduct Authority - and issued and distributed by locally authorized distributors only. For professional investors only.

**DIFC**—Issued in the Dubai International Financial Centre by T. Rowe Price International Ltd which is regulated by the Dubai Financial Services Authority as a Representative Office. For Professional Clients only.

**EEA**—Unless indicated otherwise this material is issued and approved by T. Rowe Price (Luxembourg) Management S.à r.l. 35 Boulevard du Prince Henri L-1724 Luxembourg which is authorised and regulated by the Luxembourg Commission de Surveillance du Secteur Financier. For Professional Clients only.

**Hong Kong**—Issued in Hong Kong by T. Rowe Price Hong Kong Limited, 6/F, Chater House, 8 Connaught Road Central, Hong Kong. T. Rowe Price Hong Kong Limited is licensed and regulated by the Securities & Futures Commission. For Professional Investors only.

**Indonesia**—This material is intended to be used only by the designated recipient to whom T. Rowe Price delivered; it is for institutional use only. Under no circumstances should the material, in whole or in part, be copied, redistributed or shared, in any medium, without prior written consent from T. Rowe Price. No distribution of this material to members of the public in any jurisdiction is permitted.

**Korea**—This material is intended only to Qualified Professional Investors. Not for further distribution.

**Mainland China**—This material is provided to qualified investors only. No invitation to offer, or offer for, or sale of, the shares will be made in the mainland of the People's Republic of China ("Mainland China", not including the Hong Kong or Macau Special Administrative Regions or Taiwan) or by any means that would be deemed public under the laws of the Mainland China. The information relating to the strategy contained in this material has not been submitted to or approved by the China Securities Regulatory Commission or any other relevant governmental authority in the Mainland China. The strategy and/or any product associated with the strategy may only be offered or sold to investors in the Mainland China that are expressly authorized under the laws and regulations of the Mainland China to buy and sell securities denominated in a currency other than the Renminbi (or RMB), which is the official currency of the Mainland China. Potential investors who are resident in the Mainland China are responsible for obtaining the required approvals from all relevant government authorities in the Mainland China, including, but not limited to, the State Administration of Foreign Exchange, before purchasing the shares. This document further does not constitute any securities or investment advice to citizens of the Mainland China, or nationals with permanent residence in the Mainland China, or to any corporation, partnership, or other entity incorporated or established in the Mainland China.

**Malaysia**—This material can only be delivered to specific institutional investor. This material is solely for institutional use and for informational purposes only. This material does not provide investment advice or an offering to make, or an inducement or attempted inducement of any person to enter into or to offer to enter into, an agreement for or with a view to acquiring, disposing of, subscribing for or underwriting securities. Nothing in this material shall be considered a making available of, solicitation to buy, an offering for subscription or purchase or an invitation to subscribe for or purchase any securities, or any other product or service, to any person in any jurisdiction where such offer, solicitation, purchase or sale would be unlawful under the laws of Malaysia.

**New Zealand**—Issued by T. Rowe Price Australia Limited (ABN: 13 620 668 895 and AFSL: 503741), Level 28, Governor Phillip Tower, 1 Farrer Place, Sydney NSW 2000, Australia. No Interests are offered to the public. Accordingly, the Interests may not, directly or indirectly, be offered, sold or delivered in New Zealand, nor may any offering document or advertisement in relation to any offer of the Interests be distributed in New Zealand, other than in circumstances where there is no contravention of the Financial Markets Conduct Act 2013.

**Philippines**—ANY STRATEGY AND/ OR ANY SECURITIES ASSOCIATED WITH THE STRATEGY BEING DISCUSSED HEREIN HAVE NOT BEEN REGISTERED WITH THE SECURITIES AND EXCHANGE COMMISSION UNDER THE SECURITIES REGULATION CODE. ANY FUTURE OFFER OR SALE OF THE STRATEGY AND/ OR ANY SECURITIES IS SUBJECT TO REGISTRATION REQUIREMENTS UNDER THE CODE, UNLESS SUCH OFFER OR SALE QUALIFIES AS AN EXEMPT TRANSACTION.

**Singapore**—Issued by T. Rowe Price Singapore Private Ltd. (UEN: 201021137E), 501 Orchard Rd, #10-02 Wheelock Place, Singapore 238880. T. Rowe Price Singapore Private Ltd. is licensed and regulated by the Monetary Authority of Singapore. For Institutional and Accredited Investors only.

**South Africa**—Issued in South Africa by T. Rowe Price International Ltd (TRPIL), Warwick Court, 5 Paternoster Square, London EC4M 7DX, is an authorised financial services provider under the Financial Advisory and Intermediary Services Act, 2002 (Financial Services Provider (FSP) Licence Number 31935), authorised to provide "intermediary services" to South African Investors. TRPIL's Complaint Handling Procedures are available to clients upon request. The Financial Advisory and Intermediary Services Act Ombud in South Africa deals with complaints from clients against FSPs in relation to the specific services rendered by FSPs. The contact details are noted below: Telephone: +27 12 762 5000, Web: [www.faisombud.co.za](http://www.faisombud.co.za), Email: [info@faisombud.co.za](mailto:info@faisombud.co.za)

**Switzerland**—Issued in Switzerland by T. Rowe Price (Switzerland) GmbH, Talstrasse 65, 6th Floor, 8001 Zurich, Switzerland. For Qualified Investors only.

**Taiwan**—This does not provide investment advice or recommendations. Nothing in this material shall be considered a solicitation to buy, or an offer to sell, a security, or any other product or service, to any person in the Republic of China.

**Thailand**—This material has not been and will not be filed with or approved by the Securities Exchange Commission of Thailand or any other regulatory authority in Thailand. The material is provided solely to "institutional investors" as defined under relevant Thai laws and regulations. No distribution of this material to any member of the public in Thailand is permitted. Nothing in this material shall be considered a provision of service, or a solicitation to buy, or an offer to sell, a security, or any other product or service, to any person where such provision, offer, solicitation, purchase or sale would be unlawful under relevant Thai laws and regulations.

**UK**—This material is issued and approved by T. Rowe Price International Ltd, Warwick Court, 5 Paternoster Square, London EC4M 7DX which is authorised and regulated by the UK Financial Conduct Authority. For Professional Clients only.

**USA**—Issued in the USA by T. Rowe Price Associates, Inc., 100 East Pratt Street, Baltimore, MD, 21202, which is regulated by the U.S. Securities and Exchange Commission. For Institutional Investors only.

© 2024 T. Rowe Price. All Rights Reserved. T. ROWE PRICE, INVEST WITH CONFIDENCE, and the Bighorn Sheep design are, collectively and/or apart, trademarks of T. Rowe Price Group, Inc.