

Global Asset Allocation: The View From Europe

August 2024

1 Market Perspective



- Global growth is showing increasing signs of cooling along with easing inflationary pressures.
- Recent data across labour markets, consumers and businesses are pointing toward moderating US growth. European growth is supported by services, while manufacturing lags. Japanese growth is expected to rebound from a contraction earlier in the year. China extends stimulus measures to support housing and to the consumer to stabilise growth.
- There are growing concerns that the Fed may be behind on rate cutting amid more evidence of slowing growth. The European Central Bank (ECB) maintains a dovish stance, with further cuts expected. The Bank of Japan (BoJ) rattled markets with a surprise rate hike, despite soft economic growth. The Bank of England (BoE) has cut despite services and wage inflation remaining above levels of 5%.
- Key risks to global markets include a steeper decline in growth, central bank policy missteps, the election calendar, geopolitical tensions and the trajectory of Chinese growth.

2 Portfolio Positioning

As of 31 July 2024



- We remain modestly overweight equities with the recent pullback broadly improving valuations. While markets remain concentrated, valuations beyond narrow leadership are reasonable with earnings growth supportive.
- We maintain an overweight to cash relative to bonds. Cash yields still remain attractive and they provide liquidity should market opportunities arise.
- Within equities, we remain overweight value based on more attractive relative valuations. Value is likely to benefit from easing monetary policy, while growth faces the hurdle of higher expectations.
- Within fixed income, we continue to favor higher-yielding sectors—including high yield and emerging markets bonds—as fundamentals remain broadly supportive.

3 Market Themes

You're Killing Me, Small

Going into the recent Fed meeting, anticipation for the bank to signal that it was nearing the start of rate cuts led small-caps to outperform larger counterparts by 10% for the month. Unfortunately for those small-cap investors, who have long been waiting for a recovery in a space held captive by higher-for-longer rates, those gains were quickly killed. The next day's weak jobs report and the untimely move by the BoJ reversed the market narrative around impending rate cuts being supportive for small-caps to instead reflect that it is too late to help an already weakening US economy. The worse-than-expected jobs number follows other recent data suggesting weakness in manufacturing and consumer finances. The view that small-caps' vulnerability to higher interest rates would now be allayed amid lower rates has been overwhelmed by concerns about their economic sensitivity, which the market now seems to be prioritising. With the prospects of a soft landing now in question, it's less likely that interest rate cuts alone will be sufficient to fuel small-cap outperformance until we see clear evidence that growth is going to be stabilised.

Small-Caps Crash Into Growth Fears¹

As of 7 August 2024

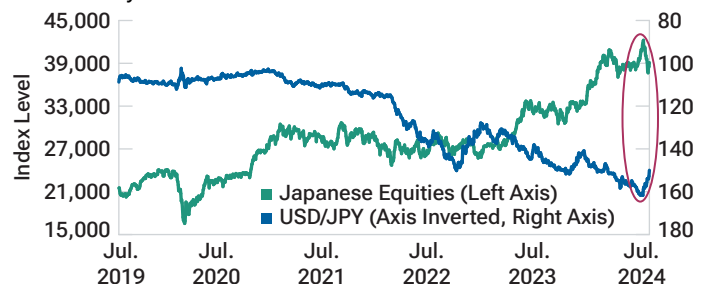


Getting Carried Away

The unfortunate timing of the BoJ's surprise interest rate hike last week, colliding with the Fed's decision to delay the start of cutting rates the day before disappointing US labour market data were released, sent global risk assets plummeting. Japanese equities were among the hardest hit after having been the darlings of the developed markets since last year on improving investor sentiment and reflation hopes. The sharp move lower in Japanese equities was exacerbated by the dramatic move higher in the yen as investors scrambled to get out of carry trades where they were short the lower-yielding yen and long other higher-yielding currencies. The yen carry trade has been a longtime favourite and crowded trade where significant leverage can be deployed, making today's unwind concerning as investors could be taking substantial losses as they are forced to buy back yen at much higher levels. This unfortunately comes at a time when the market narrative for US growth has changed just as quickly with fears that the Fed may be behind the curve, and it likely has made the Fed and BoJ's jobs a lot harder than they already were.

Carry Unwind Hits Japanese Equities²

As of 31 July 2024



Past performance is not a reliable indicator of future performance.

Source: Bloomberg Finance L.P.

¹ Small-caps are represented by the Russell 2000 Index. Please see Additional Disclosures for more information about this Russell sourcing.

² Japanese equities are represented by the Nikkei 225 Index.



REGIONAL BACKDROP



Positives

Negatives

Europe

U

- The ECB has started cutting rates
- Inflation has been steadily declining
- Economic outlook has stabilised

- Economic growth remains weak
- Geopolitical uncertainty remains heightened
- Earnings growth remains weak, with minimal tailwinds from innovative technologies

United Kingdom

N

- The BoE has cut its policy rate
- Inflation has been steadily declining
- Economic growth outlook has stabilised

- Fiscal consolidation may need to be accelerated
- Tight labour market could keep wage inflation stubbornly high

United States

O

- Monetary policy expectations are improving
- Corporate earnings are strong
- Wage growth is moderating to sustainable levels
- Recent inflation reports have been lower

- Stock valuations have become challenging
- Inflation remains sticky
- Economic data have been surprising to the downside
- Political uncertainty is heightened

Japan

O

- Economic indicators are pointing to a reflationary environment
- Corporate governance improvements are resulting in stronger company fundamentals

- The BoJ has hiked its policy rate
- Yen volatility is creating uncertainty

Asia Pacific ex-Japan

N

- Macro data in China are marginally improving
- Monetary easing in China is part of an incremental loosening approach
- In Australia, the housing market and rebounding commodity prices support the wealth effect

- Prolonged China deflation remains a concern
- China property market issues are dampening consumer sentiment
- A slowing job market in Australia is impacting consumer spending. The Reserve Bank of Australia (RBA) could turn more hawkish, given sticky inflation

Emerging Markets

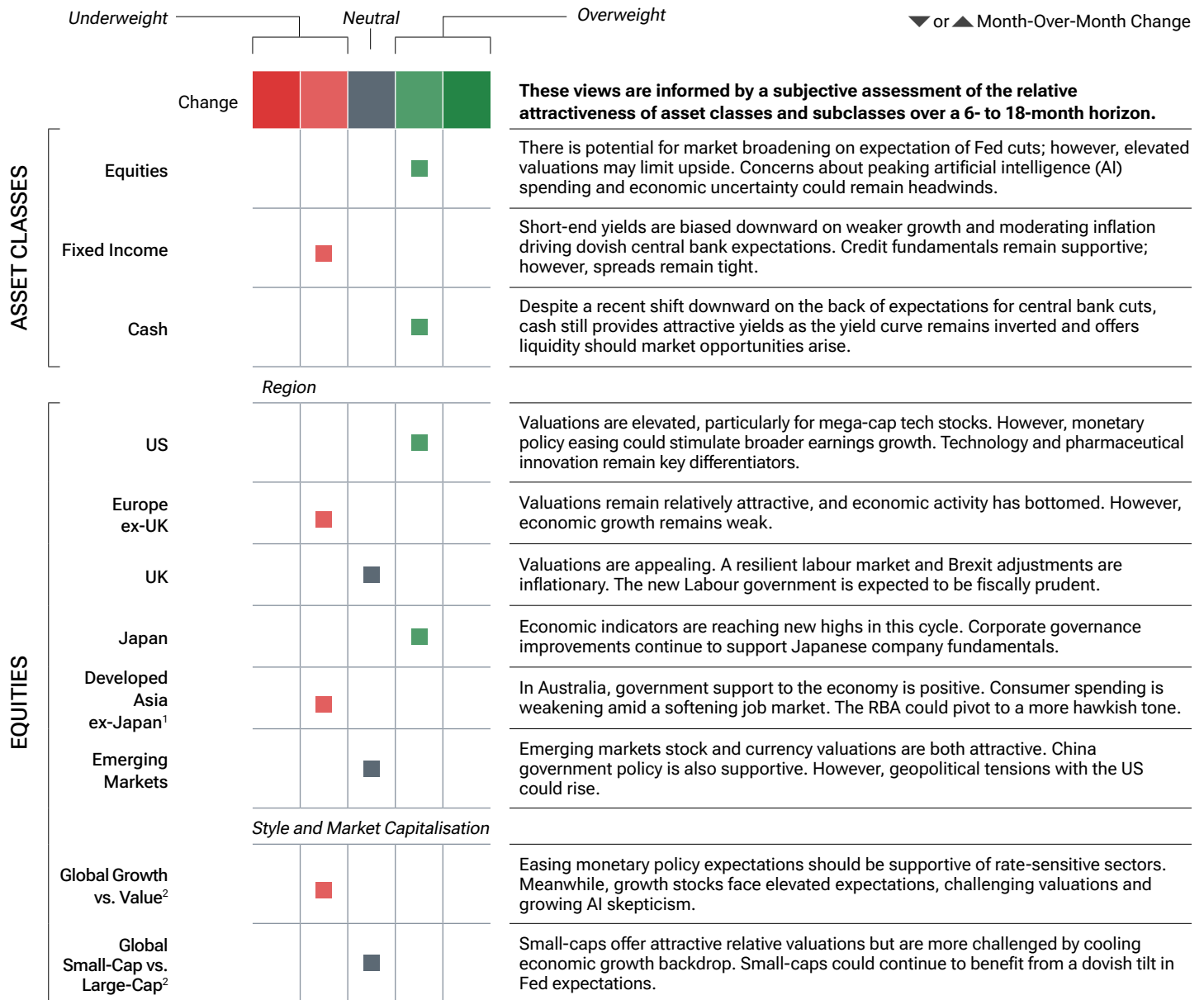
N

- Export-led sectors are benefiting from improving global trade
- Monetary policy is loosening in many emerging markets

- Chinese property deleveraging continues to weigh on activity
- Chinese consumer and business confidence remain fragile
- Meaningful fiscal stimulus measures appear unlikely

U Underweight **N** Neutral **O** Overweight

Views are informed by the Asset Allocation Committee and regional investment committees (United Kingdom, Europe, Australia, Japan and Asia) and reflect the equity market.

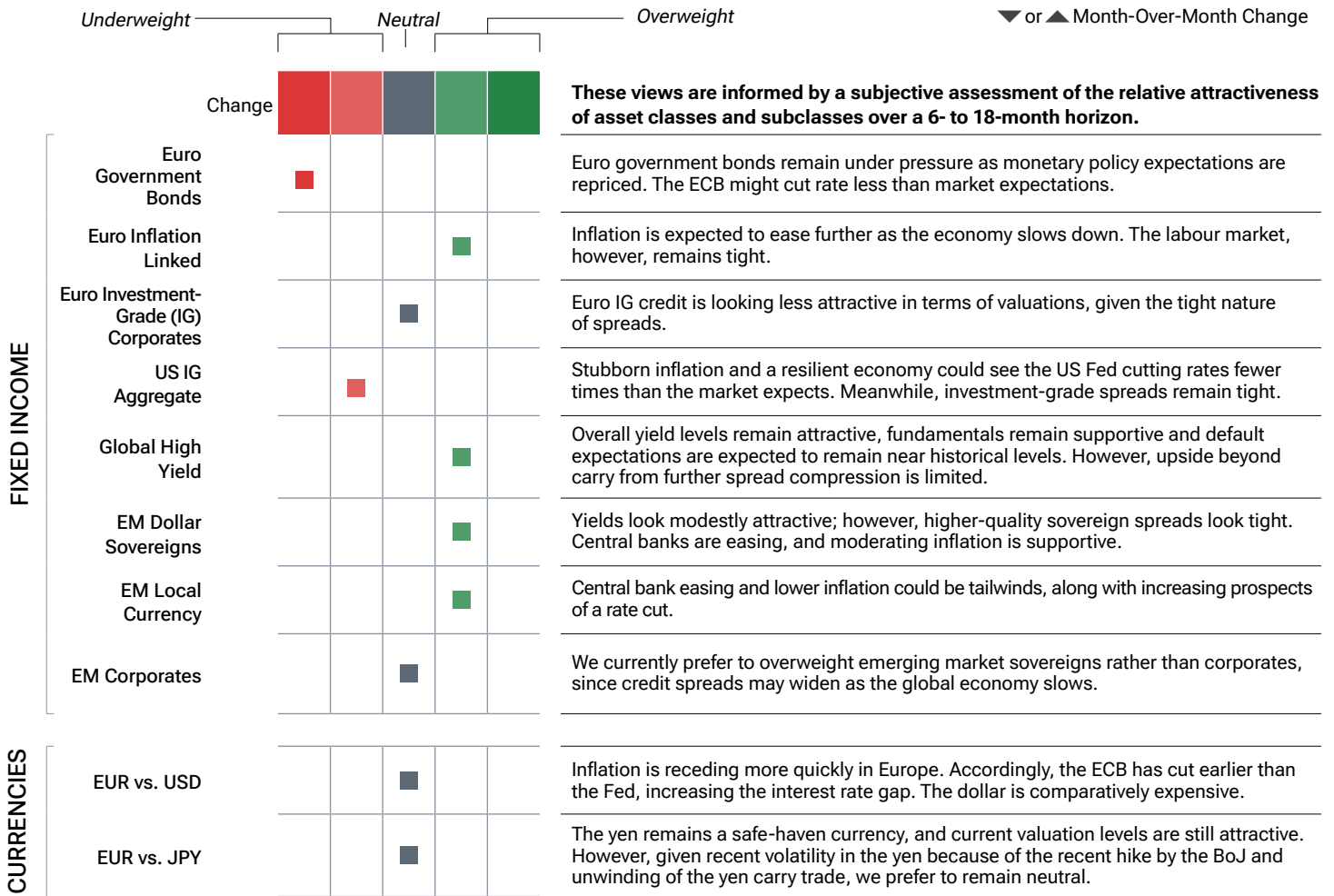


Past performance is not a reliable indicator of future performance.

¹ Includes Australia.

² For pairwise decisions in style and market capitalisation, positioning within boxes represents positioning in the first-mentioned asset class relative to the second asset class.

The asset classes across the equity and fixed income markets shown are represented in our multi-asset portfolios. Certain style and market capitalisation asset classes are represented as pairwise decisions as part of our tactical asset allocation framework.



Past performance is not a reliable indicator of future performance.

The specific securities identified and described are for informational purposes only and do not represent recommendations.



EUROPEAN INVESTMENT COMMITTEE



Elias Chrysostomou
Associate Portfolio Manager, Equity Division



Andrew Keirle
Portfolio Manager, Emerging Markets Local Currency Bonds



Yoram Lustig
Head of Multi-Asset Solutions, EMEA



Tobias Mueller
Portfolio Manager, Equity Division



Ken Orchard
Head of International Fixed Income



David Stanley
Portfolio Manager, European Corporate Bonds



Toby Thompson
Portfolio Manager, Multi-Asset Division



Michael Walsh
Portfolio Manager, Multi-Asset Division



Tomasz Wieladek
International Economist

INVEST WITH CONFIDENCE™

T. Rowe Price identifies and actively invests in opportunities to help people thrive in an evolving world, bringing our dynamic perspective and meaningful partnership to clients so that they can feel more confident.

Additional Disclosures

Source: Unless otherwise stated, all market data are sourced from FactSet. Financial data and analytics provider FactSet. Copyright 2024 FactSet. All Rights Reserved.

London Stock Exchange Group plc and its group undertakings (collectively, the "LSE Group"). © LSE Group 2024. FTSE Russell is a trading name of certain of the LSE Group companies. All rights in the FTSE Russell indexes or data vest in the relevant LSE Group company which owns the index or the data. Neither LSE Group nor its licensors accept any liability for any errors or omissions in the indexes or data and no party may rely on any indexes or data contained in this communication. No further distribution of data from the LSE Group is permitted without the relevant LSE Group company's express written consent. The LSE Group does not promote, sponsor or endorse the content of this communication.

Important Information

This material is being furnished for general informational and/or marketing purposes only. This material is being furnished for general informational purposes only. The material does not constitute or undertake to give advice of any nature, including fiduciary investment advice. Prospective investors are recommended to seek independent legal, financial and tax advice before making any investment decision. T. Rowe Price group of companies including T. Rowe Price Associates, Inc. and/or its affiliates receive revenue from T. Rowe Price investment products and services. **Past performance is not a reliable indicator of future performance.** The value of an investment and any income from it can go down as well as up. Investors may get back less than the amount invested.

The material does not constitute a distribution, an offer, an invitation, a personal or general recommendation or solicitation to sell or buy any securities in any jurisdiction or to conduct any particular investment activity. The material has not been reviewed by any regulatory authority in any jurisdiction.

Information and opinions presented have been obtained or derived from sources believed to be reliable and current; however, we cannot guarantee the sources' accuracy or completeness. There is no guarantee that any forecasts made will come to pass. The views contained herein are as of the date written and are subject to change without notice; these views may differ from those of other T. Rowe Price group companies and/or associates. Under no circumstances should the material, in whole or in part, be copied or redistributed without consent from T. Rowe Price.

The material is not intended for use by persons in jurisdictions which prohibit or restrict the distribution of the material and in certain countries the material is provided upon specific request.

It is not intended for distribution to retail investors in any jurisdiction.

DIFC—Issued in the Dubai International Financial Centre by T. Rowe Price International Ltd which is regulated by the Dubai Financial Services Authority as a Representative Office. For Professional Clients only.

EEA—Unless indicated otherwise this material is issued and approved by T. Rowe Price (Luxembourg) Management S.à r.l. 35 Boulevard du Prince Henri L-1724 Luxembourg which is authorised and regulated by the Luxembourg Commission de Surveillance du Secteur Financier. For Professional Clients only.

South Africa—Issued in South Africa by T. Rowe Price International Ltd (TRPIL), Warwick Court, 5 Paternoster Square, London, EC4M 7DX, is an authorised financial services provider under the Financial Advisory and Intermediary Services Act, 2002 (Financial Services Provider (FSP) Licence Number 31935), authorised to provide "intermediary services" to South African Investors. TRPIL's Complaint Handling Procedures are available to clients upon request. The Financial Advisory and Intermediary Services Act Ombud in South Africa deals with complaints from clients against FSPs in relation to the specific services rendered by FSPs. The contact details are noted below: Telephone: +27 12 762 5000, Web: www.faisombud.co.za, Email: info@faisombud.co.za

Switzerland—Issued in Switzerland by T. Rowe Price (Switzerland) GmbH, Talstrasse 65, 6th Floor, 8001 Zurich, Switzerland. For Qualified Investors only.

UK—This material is issued and approved by T. Rowe Price International Ltd, Warwick Court, 5 Paternoster Square, London EC4M 7DX which is authorised and regulated by the UK Financial Conduct Authority. For Professional Clients only.

© 2024 T. Rowe Price. All Rights Reserved. T. ROWE PRICE, INVEST WITH CONFIDENCE, and the Bighorn Sheep design are, collectively and/or apart, trademarks of T. Rowe Price Group, Inc.