

China's economy enters a new cycle—unveiling fresh opportunities

From the Field
June 2024

Key Insights

- China's economy has undergone a deep structural adjustment since 2021, bringing about a paradigm shift in its investment markets.
- Amid the prevailing market pessimism, we believe investors have overlooked the positive changes that are happening within many excellent Chinese companies.
- Breaking away from traditional approaches and exploring new growth drivers can help investors capture some of the new investment opportunities in Chinese stocks.



Weni Zheng
Portfolio Manager, China
Evolution Equity Strategy

China's economy enters a new cycle

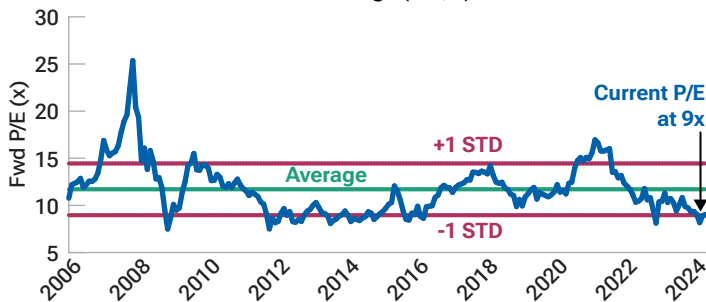
In recent years, the real estate industry has been in deep contraction while the issue of local government debt pressures has suppressed

demand in related sectors. The booming new energy industry from 2021 to 2022 has faced challenges of increased competition and temporary overcapacity. Traditional internet platforms and blue chip consumer companies have also encountered growth slowdowns.

Chinese equities are historically cheap

(Fig. 1) China's market is trading at an attractive valuation

MSCI China¹ forward Price to Earnings (P/E, x)



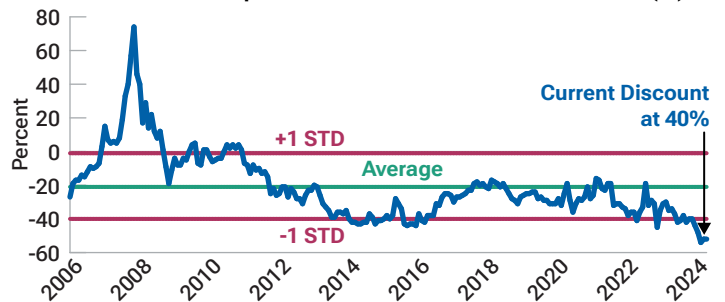
As of March 31, 2024.

There is no guarantee that any forecast made will come to pass.

¹Please see the Additional Disclosure page for additional legal notices and disclaimers.

Source: Financial data and analytics provider FactSet. Copyright 2024 FactSet. All Rights Reserved.

MSCI China¹ valuation premium/discount relative to MSCI World (%)



These headwinds are well known and have been extensively analyzed and so should likely be largely discounted in the current market price. Taking the property sector as an example, the government clearly became determined to tackle the issues of excess supply and leverage some two to three years ago. Property, broadly defined, currently accounts for about 20% of gross domestic product (GDP), down from a peak of closer to 30%. Housing new starts have declined by 50% to 60% over the past two to three years, and that has been a very major drag for the overall economy. However, the major part of the decline is likely behind us, and on a sequential basis, residential property appears to be more stable.

The second area that has been a headwind in recent years is geopolitics and the U.S.-China trade war. Over the past five to six years, China's share of total U.S. imports has declined meaningfully. But at the global level, China's market share of global trade has actually held up well. While some manufacturing has moved to Vietnam, Mexico, ASEAN, and other countries or regions, many high-end components and the more technology-intensive products are still supplied by China. In some sectors, we are seeing parts of the global supply chain moving out of China, but in the more technology-intensive, higher value-added areas, China's market share has actually been strengthened, not diminished.

Against these headwinds, positive changes are also taking place in China today that should not be ignored by investors.

From a bottom-up perspective, many Chinese companies are continuously exploring new growth drivers through innovation. Chinese companies in aggregate have been enhancing their global competitiveness in high-end manufacturing. Favorable shifts in supply and demand patterns are occurring in certain traditional industries. In every economic cycle, the market leaders tend to change. This requires investors to break free from path dependency, move beyond index-weighted stocks, and delve deeper into the new investment opportunities in areas experiencing positive changes. We believe this structural differentiation will continue, and those investors who can keenly adapt to changing dynamics and make informed stock selections are more likely to achieve desirable investment returns.

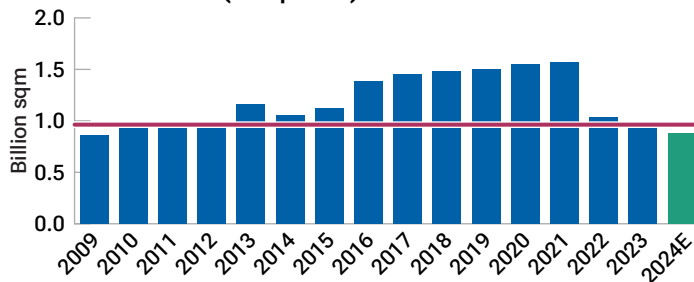
Rise of new growth leaders

Chinese internet platforms, blue chip consumer stocks, and the health care sector have previously brought substantial returns to investors. These companies retain prominent positions in equity indices and investor portfolios. However, as these companies have already expanded greatly in size and face changing external environments, we believe many are entering a stage of growth deceleration. Investors need to reassess the future prospects and valuations of what, until now, have been some of the most popular Chinese growth stocks.

Deleveraging a headwind, diversification a plus

(Fig. 2)

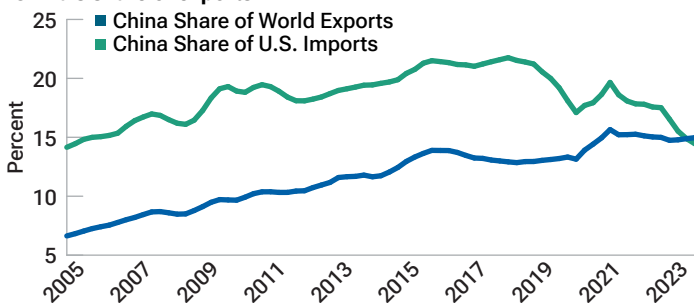
Residential GFA sold (bn sqm GFA)¹



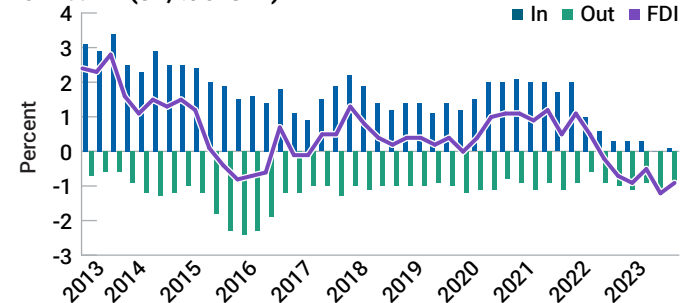
Property de-stocking (% change compared with 2020)



China's share of exports



China: FDI (SA, % of GDP)



As of March 31, 2024.

¹ GFA = Gross Floor Area; FDI = Foreign Direct Investment; SA = Seasonally Adjusted.

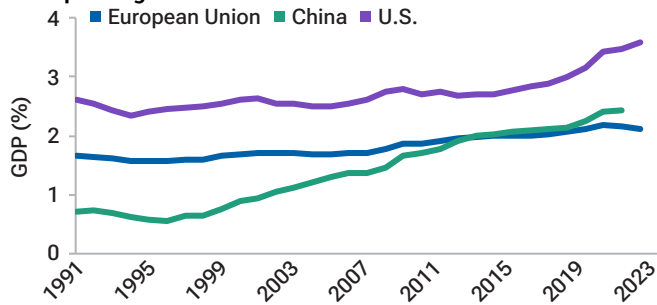
There is no guarantee that any forecast made will come to pass.

Sources: Financial data and analytics provider FactSet. Copyright 2024 FactSet. All Rights Reserved. Citi Research. Wind, China Customs, NBS.

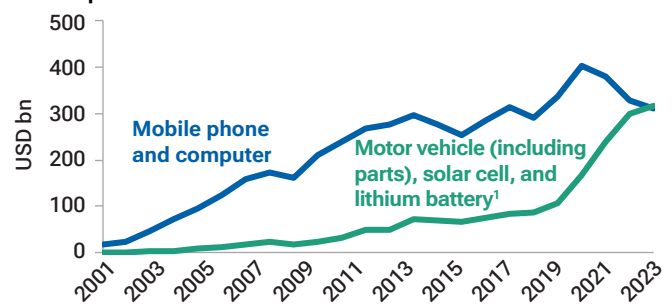
Areas of opportunity: Industrial upgrading

(Fig. 3) Rising R&D spend; surge “new industry” exports

R&D spending



China Export Value



As of March 31, 2024.

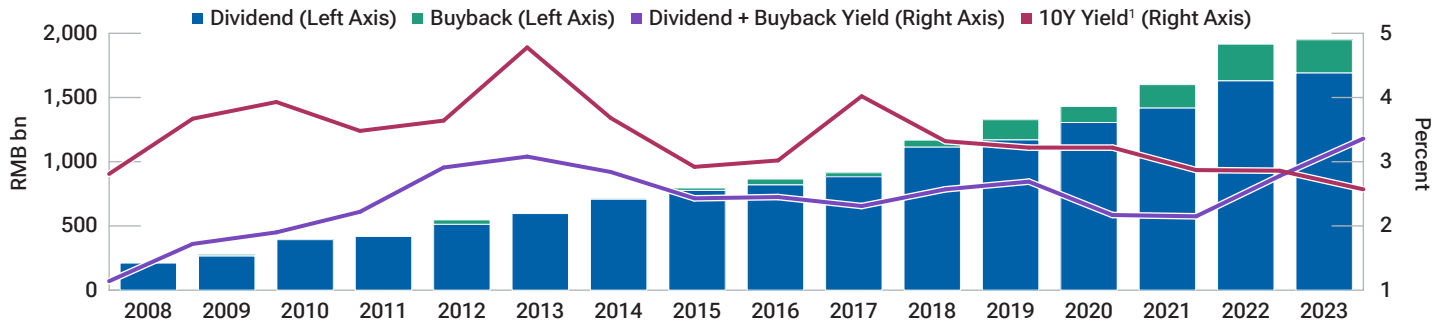
¹ Solar cell data is not available before 2012, while lithium battery data is not available before 2020.

Actual outcomes may differ materially from estimates. Estimates are subject to change.

Sources: General Administration of Customs, Morgan Stanley Research Estimates (E).

Chinese companies are paying a higher dividend

(Fig. 4) Use of cash for MSCI China companies (renminbi billions)



As of April 23, 2024.

¹ Central government bond yield.

Sources: FactSet, Goldman Sachs Global Investment Research.

Beyond traditional blue chip stocks, new growth leaders are emerging. Companies leading in areas with lower penetration rates—for example, online recruitment and online music—are experiencing rapid growth through technological innovation. Leading companies in consumer sectors related to services and experiences, such as hotels and shopping centers, benefit from both market expansion and increased market concentration. Moreover, the electrification revolution is not only driving the automotive industry, but it is also rapidly improving the competitiveness of Chinese companies in sectors like engineering machinery, excavators, and landscaping equipment. These structural trends are expected to continue for the next three to five years and are worthy of close attention from investors.

Traditional industries enter an upward cycle

Many traditional industries in China have experienced prolonged downward cycles over the past 10 to 15 years. As supply

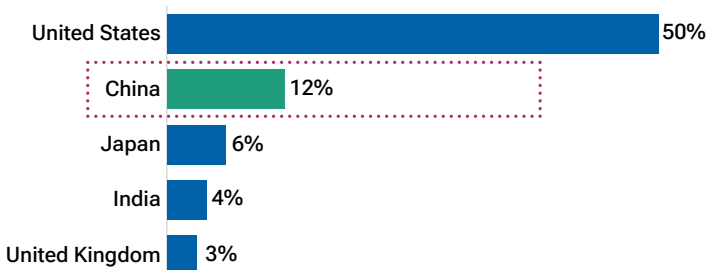
continues to contract, supply and demand rebalancing is gradually occurring in certain sectors. When demand recovers and supply bottlenecks emerge, relevant companies regain some of their bargaining power and are poised to enter a profit growth cycle lasting several years. We can likely observe these favorable supply and demand dynamics in sectors such as shipbuilding, offshore oilfield services, aircraft leasing, and industrial metals (copper and aluminum).

Simultaneously, we believe that Chinese industries, such as railway equipment, ultra-high-voltage power grids, and nuclear power, will also accelerate their growth in the coming years. These sectors experienced a trough in the past three to five years but are now being propelled by the growth in end-market demand, initiating new investment cycles. Equipment suppliers in these areas benefit from high industry concentration and sufficient reserve capacity. We believe the recovery in demand is expected to significantly improve profitability and shareholder returns.

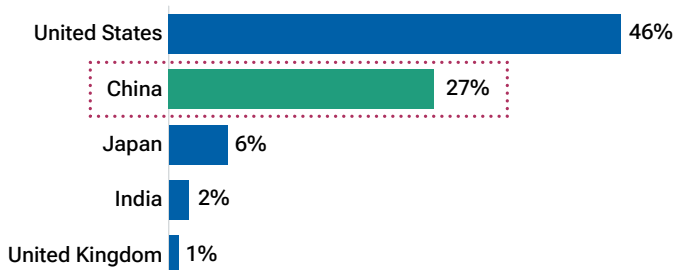
China equity market underrepresented and unloved

(Fig. 5) Chinese stocks structurally underweight in global indices

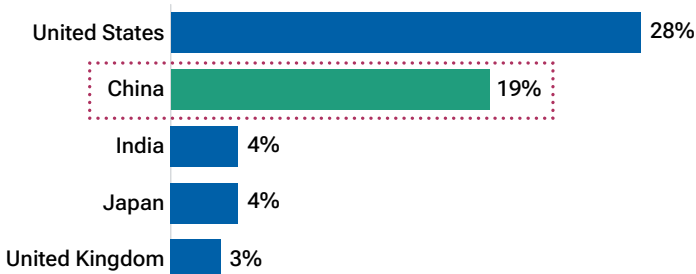
Global equity market cap distribution



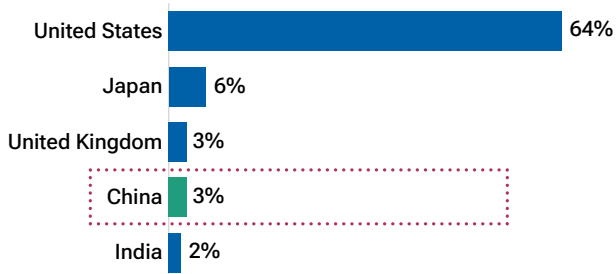
Global equity turnover distribution



Global GDP distribution



MSCI AC World Index weight



As of March 31, 2024.

Sources: Goldman Sachs, MSCI, and World Bank/Haver Analytics. Financial data and analytics provider FactSet. Copyright 2024 FactSet. All Rights Reserved. Please see the Additional Disclosure page for additional legal notices and disclaimers.

After experiencing a prolonged period of downturn, these traditional sectors have temporarily fallen off investors' radar screens. Consequently, the market may not fully recognize the positive changes in their fundamentals. We believe that with accelerated growth in demand and improved profitability, the investment value of these sectors is likely to be reevaluated.

Improved shareholder returns

Another encouraging development in the Chinese market is the significant improvement in shareholder returns in recent years. Dividends and share repurchases for listed Chinese companies on the Hong Kong Stock Exchange and U.S.-listed Chinese companies with a market capitalization exceeding USD 1 billion¹ have increased by over 30% compared with 2019. The cash return rate (dividends or repurchases divided by market capitalization) for overseas-listed Chinese companies is as high as 4.1%, surpassing mainstream markets such as the United States and Japan.¹

The increased focus on shareholder returns and dividends by state-owned enterprises is a crucial factor driving the improvement in shareholder returns. However, fundamental

factors also play a vital role. State-owned enterprises in various sectors, such as energy, telecommunications, and transportation, have passed through rapid expansion investment cycles. With declining capital expenditures and continued stable cash flows, these companies are positioned to enhance shareholder returns.

The improvement in shareholder returns is not limited to state-owned enterprises. Internet companies, including small and medium-sized enterprises, have also achieved remarkable growth in returns. Dividends for listed internet companies in 2023 increased by over 130% compared with 2022, with the total amount of dividends and repurchases reaching USD 33 billion.¹ With the stock valuations of many sectors at low levels, the sustained improvement in cash returns presents an effective path for valuation reassessment and value realization.

Conclusion

Although China's macroeconomic outlook still faces challenges in terms of growth transition and external geopolitical factors, we think investors can still find attractive investment opportunities by identifying new growth leaders, reassessing traditional industries,

¹ As of March 31, 2024. Source: Goldman Sachs Global Investment Research.

and considering companies with improving shareholder returns. It is important to stay informed about market dynamics, adapt to changing trends, and conduct thorough company research in order to make successful investment decisions in the Chinese equity market.

With regard to the market outlook for China, what I am most excited about as a portfolio manager is not how fast GDP is growing, but what a deep, liquid market it continues to be, with over 6,000 listed companies with a total market cap of over USD 10 trillion. More importantly, it is one of the least efficient stock markets globally, with retail investors accounting for 70% of A share trading volume with an average holding period of less than 20 days.² Inefficiencies create opportunities, and from a

² As of March 31, 2024. Source: Goldman Sachs Global Investment Research.

³ As of April 23, 2024. Source: T. Rowe Price.

The current investor pessimism toward China is already fading....

bottom-up perspective, we are finding many attractive investment opportunities in China in 2024. It is possible to find good-quality companies with an average P/E ratio of around 13x and consensus 2024 earnings growth close to 20%.³ The current investor pessimism toward China is already fading, which reinforces my conviction that China is well positioned to provide good potential long-term returns over time.

INVEST WITH CONFIDENCE™

T. Rowe Price identifies and actively invests in opportunities to help people thrive in an evolving world, bringing our dynamic perspective and meaningful partnership to clients so they can feel more confident.

Additional Disclosure

Source: MSCI. MSCI and its affiliates and third party sources and providers (collectively, "MSCI") makes no express or implied warranties or representations and shall have no liability whatsoever with respect to any MSCI data contained herein. The MSCI data may not be further redistributed or used as a basis for other indices or any securities or financial products. This report is not approved, reviewed, or produced by MSCI. Historical MSCI data and analysis should not be taken as an indication or guarantee of any future performance analysis, forecast or prediction. None of the MSCI data is intended to constitute investment advice or a recommendation to make (or refrain from making) any kind of investment decision and may not be relied on as such.

Important Information

This material is being furnished for general informational and/or marketing purposes only. The material does not constitute or undertake to give advice of any nature, including fiduciary investment advice, nor is it intended to serve as the primary basis for an investment decision. Prospective investors are recommended to seek independent legal, financial and tax advice before making any investment decision. T. Rowe Price group of companies including T. Rowe Price Associates, Inc. and/or its affiliates receive revenue from T. Rowe Price investment products and services. **Past performance is not a reliable indicator of future performance.** The value of an investment and any income from it can go down as well as up. Investors may get back less than the amount invested.

The material does not constitute a distribution, an offer, an invitation, a personal or general recommendation or solicitation to sell or buy any securities in any jurisdiction or to conduct any particular investment activity. The material has not been reviewed by any regulatory authority in any jurisdiction.

Information and opinions presented have been obtained or derived from sources believed to be reliable and current; however, we cannot guarantee the sources' accuracy or completeness. There is no guarantee that any forecasts made will come to pass. The views contained herein are as of the date written and are subject to change without notice; these views may differ from those of other T. Rowe Price group companies and/or associates. Under no circumstances should the material, in whole or in part, be copied or redistributed without consent from T. Rowe Price.

The material is not intended for use by persons in jurisdictions which prohibit or restrict the distribution of the material and in certain countries the material is provided upon specific request. It is not intended for distribution to retail investors in any jurisdiction.

DISCLOSURE CONTINUES ON THE FOLLOWING PAGE.

Important Information (cont.)

Australia—Issued by T. Rowe Price Australia Limited (ABN: 13 620 668 895 and AFSL: 503741), Level 28, Governor Phillip Tower, 1 Farrer Place, Sydney NSW 2000, Australia. For Wholesale Clients only.

Brunei—This material can only be delivered to certain specific institutional investors for informational purpose only. Any strategy and/or any products associated with the strategy discussed herein has not been authorised for distribution in Brunei. No distribution of this material to any member of the public in Brunei is permitted.

Canada—Issued in Canada by T. Rowe Price (Canada), Inc. T. Rowe Price (Canada), Inc.'s investment management services are only available to Accredited Investors as defined under National Instrument 45-106. T. Rowe Price (Canada), Inc. enters into written delegation agreements with affiliates to provide investment management services.

Colombia, Chile, Mexico, Perú, Uruguay—This material is prepared by T. Rowe Price International Ltd - Warwick Court, 5 Paternoster Square, London, EC4M 7DX which is authorised and regulated by the UK Financial Conduct Authority - and issued and distributed by locally authorized distributors only. For professional investors only.

DIFC—Issued in the Dubai International Financial Centre by T. Rowe Price International Ltd which is regulated by the Dubai Financial Services Authority as a Representative Office. For Professional Clients only.

EEA—Unless indicated otherwise this material is issued and approved by T. Rowe Price (Luxembourg) Management S.à r.l. 35 Boulevard du Prince Henri L-1724 Luxembourg which is authorised and regulated by the Luxembourg Commission de Surveillance du Secteur Financier. For Professional Clients only.

Hong Kong—Issued in Hong Kong by T. Rowe Price Hong Kong Limited, 6/F, Chater House, 8 Connaught Road Central, Hong Kong. T. Rowe Price Hong Kong Limited is licensed and regulated by the Securities & Futures Commission. For Professional Investors only.

Indonesia—This material is intended to be used only by the designated recipient to whom T. Rowe Price delivered; it is for institutional use only. Under no circumstances should the material, in whole or in part, be copied, redistributed or shared, in any medium, without prior written consent from T. Rowe Price. No distribution of this material to members of the public in any jurisdiction is permitted.

Korea—This material is intended only to Qualified Professional Investors. Not for further distribution.

Mainland China—This material is provided to qualified investors only. No invitation to offer, or offer for, or sale of, the shares will be made in the mainland of the People's Republic of China ("Mainland China", not including the Hong Kong or Macau Special Administrative Regions or Taiwan) or by any means that would be deemed public under the laws of the Mainland China. The information relating to the strategy contained in this material has not been submitted to or approved by the China Securities Regulatory Commission or any other relevant governmental authority in the Mainland China. The strategy and/or any product associated with the strategy may only be offered or sold to investors in the Mainland China that are expressly authorized under the laws and regulations of the Mainland China to buy and sell securities denominated in a currency other than the Renminbi (or RMB), which is the official currency of the Mainland China. Potential investors who are resident in the Mainland China are responsible for obtaining the required approvals from all relevant government authorities in the Mainland China, including, but not limited to, the State Administration of Foreign Exchange, before purchasing the shares. This document further does not constitute any securities or investment advice to citizens of the Mainland China, or nationals with permanent residence in the Mainland China, or to any corporation, partnership, or other entity incorporated or established in the Mainland China.

Malaysia—This material can only be delivered to specific institutional investor. This material is solely for institutional use and for informational purposes only. This material does not provide investment advice or an offering to make, or an inducement or attempted inducement of any person to enter into or to offer to enter into, an agreement for or with a view to acquiring, disposing of, subscribing for or underwriting securities. Nothing in this material shall be considered a making available of, solicitation to buy, an offering for subscription or purchase or an invitation to subscribe for or purchase any securities, or any other product or service, to any person in any jurisdiction where such offer, solicitation, purchase or sale would be unlawful under the laws of Malaysia.

New Zealand—Issued by T. Rowe Price Australia Limited (ABN: 13 620 668 895 and AFSL: 503741), Level 28, Governor Phillip Tower, 1 Farrer Place, Sydney NSW 2000, Australia. No Interests are offered to the public. Accordingly, the Interests may not, directly or indirectly, be offered, sold or delivered in New Zealand, nor may any offering document or advertisement in relation to any offer of the Interests be distributed in New Zealand, other than in circumstances where there is no contravention of the Financial Markets Conduct Act 2013.

Philippines—ANY STRATEGY AND/ OR ANY SECURITIES ASSOCIATED WITH THE STRATEGY BEING DISCUSSED HEREIN HAVE NOT BEEN REGISTERED WITH THE SECURITIES AND EXCHANGE COMMISSION UNDER THE SECURITIES REGULATION CODE. ANY FUTURE OFFER OR SALE OF THE STRATEGY AND/ OR ANY SECURITIES IS SUBJECT TO REGISTRATION REQUIREMENTS UNDER THE CODE, UNLESS SUCH OFFER OR SALE QUALIFIES AS AN EXEMPT TRANSACTION.

Singapore—Issued by T. Rowe Price Singapore Private Ltd. (UEN: 201021137E), 501 Orchard Rd, #10-02 Wheelock Place, Singapore 238880. T. Rowe Price Singapore Private Ltd. is licensed and regulated by the Monetary Authority of Singapore. For Institutional and Accredited Investors only.

South Africa—Issued in South Africa by T. Rowe Price International Ltd (TRPIL), Warwick Court, 5 Paternoster Square, London EC4M 7DX, is an authorised financial services provider under the Financial Advisory and Intermediary Services Act, 2002 (Financial Services Provider (FSP) Licence Number 31935), authorised to provide "intermediary services" to South African Investors. TRPIL's Complaint Handling Procedures are available to clients upon request. The Financial Advisory and Intermediary Services Act Ombud in South Africa deals with complaints from clients against FSPs in relation to the specific services rendered by FSPs. The contact details are noted below: Telephone: +27 12 762 5000, Web: www.faisombud.co.za, Email: info@faisombud.co.za

Switzerland—Issued in Switzerland by T. Rowe Price (Switzerland) GmbH, Talstrasse 65, 6th Floor, 8001 Zurich, Switzerland. For Qualified Investors only.

Taiwan—This does not provide investment advice or recommendations. Nothing in this material shall be considered a solicitation to buy, or an offer to sell, a security, or any other product or service, to any person in the Republic of China.

Thailand—This material has not been and will not be filed with or approved by the Securities Exchange Commission of Thailand or any other regulatory authority in Thailand. The material is provided solely to "institutional investors" as defined under relevant Thai laws and regulations. No distribution of this material to any member of the public in Thailand is permitted. Nothing in this material shall be considered a provision of service, or a solicitation to buy, or an offer to sell, a security, or any other product or service, to any person where such provision, offer, solicitation, purchase or sale would be unlawful under relevant Thai laws and regulations.

UK—This material is issued and approved by T. Rowe Price International Ltd, Warwick Court, 5 Paternoster Square, London EC4M 7DX which is authorised and regulated by the UK Financial Conduct Authority. For Professional Clients only.

USA—Issued in the USA by T. Rowe Price Associates, Inc., 100 East Pratt Street, Baltimore, MD, 21202, which is regulated by the U.S. Securities and Exchange Commission. For Institutional Investors only.

© 2024 T. Rowe Price. All Rights Reserved. T. ROWE PRICE, INVEST WITH CONFIDENCE, and the Bighorn Sheep design are, collectively and/or apart, trademarks of T. Rowe Price Group, Inc.