



# Reports of the Death of EM Debt Are Exaggerated

Spreads are attractive compared with other asset classes.

July 2022

## KEY INSIGHTS

- In a torrid period in financial markets, EM debt has been hit harder than other asset classes as risk-averse investors have fled the asset class.
- History shows that EM drawdowns have often led to strong recoveries. Moreover, further potential sovereign defaults appear to have been priced in, making additional losses unlikely.
- As such, we believe that EM debt spreads are very attractive by historical standards and represent a strong buying opportunity.


Emerging market (EM) bonds have been hit by their worst losses of the past decade amid deep market anxiety over looming rate hikes and the threat of global recession. The rolling 12-month return of the JP Morgan EMBI Global Diversified, the benchmark index of dollar-denominated EM sovereign bonds, was -21.2% at the end of June. Despite this, we believe that the asset class's fundamentals remain strong—and that current spreads present a strong buying opportunity.

It has been a torrid year in financial markets. Rising inflation, stagnant growth, and the disruption caused by Russia's invasion of Ukraine have piled pressure onto economies that had already been hit hard by the coronavirus pandemic. Stocks and bonds have tumbled in tandem, leaving investors with few places to shelter until the turbulence subsides.

Emerging markets, traditionally viewed as a riskier asset, have taken a bigger hit than some other areas of fixed income.

## Valuations Better Reflect Reality Than Other Markets

So why do we believe that now may be a good time to invest in EM hard currency sovereign debt? Well, experience tells us that sharp declines in EM debt have been a strong contrarian indicator for performance over the following 12 months. In other words, sharp losses have historically been followed by strong rebounds (Figure 1). Moreover, any EM sovereigns that are likely to suffer permanent capital impairment over the next 12 to 24 months have already been identified and priced in—put simply, we do not believe there are many overpriced EM sovereign bonds at present. If we are right, the current spread on EM debt looks very attractive relative to history.



**Samy Muaddi**

*Portfolio Manager,  
Emerging Markets Bond Strategy*



**Ben Robins**

*Emerging Markets Debt  
Portfolio Specialist*

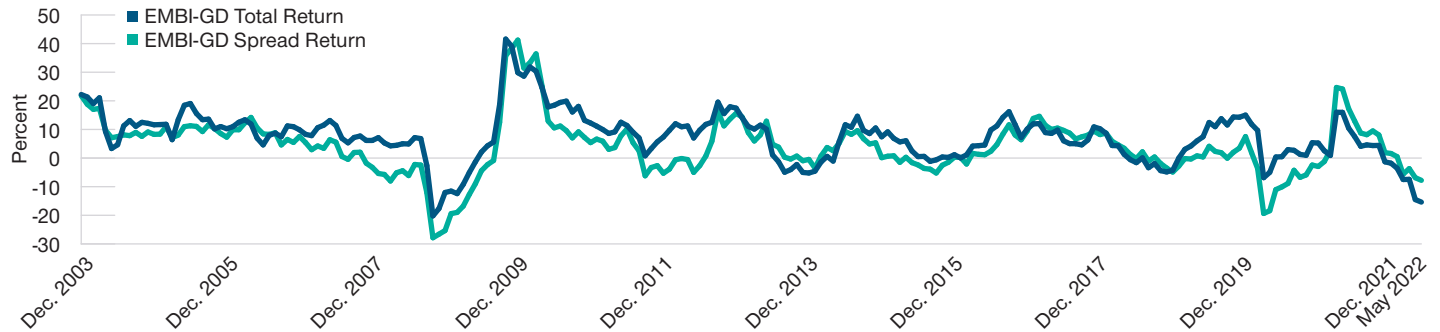
“...sharp declines in EM debt have been a strong contrarian indicator....”

— Samy Muaddi

*Portfolio Manager,  
Emerging Markets Bond Strategy*

## Sharp EM Debt Losses Have Typically Been Followed by Rebounds

(Fig. 1) Sell-offs have historically been a strong contrarian indicator



As of May 31, 2022.

**Past performance is not a reliable indicator of future performance.**

The spread/total return of the EMBI-GD falling below zero has been a reliable indicator of double-digit returns over one year.

Source: JP Morgan (see Additional Disclosures).

“...EM debt remains a somewhat stigmatized asset class....”

— Ben Robins

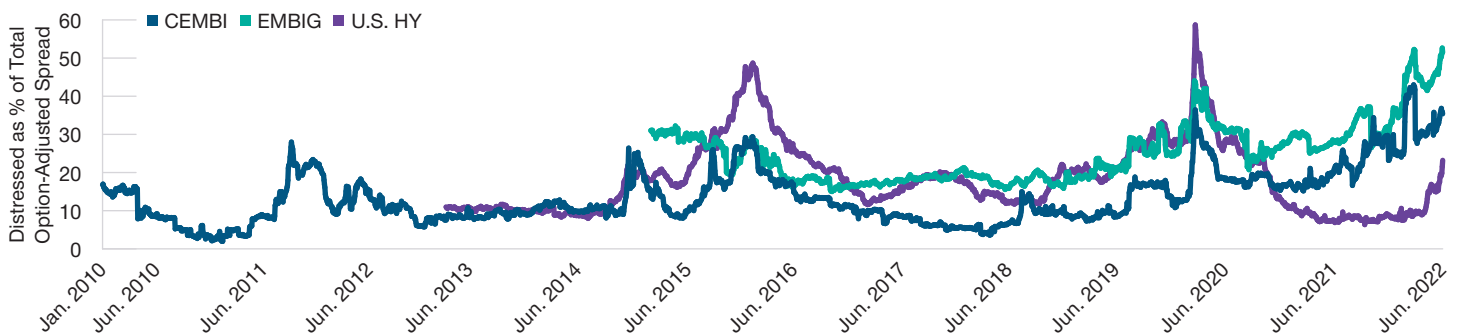
*Emerging Markets Debt Portfolio Specialist*

Of the -21.2% decline in the EMBI Global Diversified, just over half (10.8%) derives from the rise in U.S. interest rates and the other half by worsening sentiment. Higher rates have meant that the yield available on EM debt is 2% to 3% higher than it was at the beginning of the year. So while rates are likely to remain elevated for some time to come (meaning any losses derived from rising U.S. rates will not be recovered in the near future), investors in EM debt are now getting a far better return than they were just six months ago.

Sentiment is more temporary and, therefore, more likely to change in the near-to-medium term. Despite improving fundamentals, EM debt remains a somewhat stigmatized asset class—investors typically regard it as more dispensable than, say, U.S. high yield, and are more likely to dump it when things get tough. At present, for example, the markets are pricing in a credit cycle in EM debt—around 35% of the option-adjusted spread between EM debt and U.S. Treasuries derives from distressed bonds (Figure 2). By contrast, the U.S. high yield index spread contribution from distressed credit is close to a cyclical low.

## Markets Are Pricing in an EM Debt Credit Cycle

(Fig. 2) Expected defaults are much higher than U.S. high yield



As of June 30, 2022.

**Past performance is not a reliable indicator of future performance. Actual future outcomes may differ materially from expectations.**

CEMBI: JP Morgan Corporate Emerging Market Bond Index, EMBIG: JP Morgan Emerging Market Bond Global Index, U.S. HY: US Corporate High Yield Bond Index. Sources: JP Morgan and Bloomberg Finance L.P. Analysis by T. Rowe Price (see Additional Disclosures).

“  
We expect  
rate volatility to  
dampen before  
rates themselves  
come down....

— **Samy Muaddi**  
*Portfolio Manager,  
Emerging Markets Bond Strategy*

This does not necessarily imply that the markets are being overly negative about EM bonds; it does, however, suggest that there may be some lingering complacency toward other asset classes. While emerging markets have largely priced in the myriad risks to the global economy, it is possible that other markets have yet to fully absorb the bad news—or are benefiting from an assumption that central banks will cure all ills.

It is difficult to have a strong conviction on the likely short-term direction of rates given the current level of uncertainty over the global economy and financial markets. Recent data have surprised, and the Fed has proved itself nimble in responding to data. Accordingly, the MOVE Index, which measures bond market volatility, is currently just below 140, up from around 85 in January (it was below 60 in June 2021), indicating a high level of uncertainty in the path of rates. However, while more surprises cannot be ruled out, it is likely that we are closer to the end than to the beginning of the Fed’s hiking cycle. We expect rate volatility to dampen before rates themselves come down, which should be a precursor for a recovery in EM bonds.

For investors concerned about duration, it’s worth emphasizing that break-even rates are at cyclically high levels. Based on break-even rates, the 10-year Treasury rates would need to rise by another 100bps before EM debt lost money over the coming year—possible, but highly unlikely.

### **Being Selective May Push Yields Higher**

Overall, we believe that the current yield available on EM debt is a fair reflection of what an investor is likely to earn. Valuations seem broadly accurate, meaning that downside risk is likely to be contained. Moreover, opportunities exist for active investors to pursue yields above those of the JP Morgan EMBI Global Diversified by being selective. For example, investors may consider avoiding both distressed sovereigns and the highest-quality names and choose, instead, to seek overweight positions on high-quality B and BB rated names that offer yields above 7% and carry a very low risk of default. In addition, countries that either have nonaligned foreign policy or whose foreign policies are aligned with those of the west carry less tail risk than those potentially subject to sanctions or vulnerable to being dragged into regional disputes.

---

#### **Additional Disclosures**

Bloomberg Finance L.P.

Information has been obtained from sources believed to be reliable but J.P. Morgan does not warrant its completeness or accuracy. The index is used with permission. The Index may not be copied, used, or distributed without J.P. Morgan’s prior written approval. Copyright © 2022, J.P. Morgan Chase & Co. All rights reserved.

T. Rowe Price focuses on delivering investment management excellence that investors can rely on—now and over the long term.

**T.RowePrice®**

### Important Information

**This material is being furnished for general informational and/or marketing purposes only.** The material does not constitute or undertake to give advice of any nature, including fiduciary investment advice, nor is it intended to serve as the primary basis for an investment decision. Prospective investors are recommended to seek independent legal, financial and tax advice before making any investment decision. T. Rowe Price group of companies including T. Rowe Price Associates, Inc. and/or its affiliates receive revenue from T. Rowe Price investment products and services. **Past performance is not a reliable indicator of future performance.** The value of an investment and any income from it can go down as well as up. Investors may get back less than the amount invested.

The material does not constitute a distribution, an offer, an invitation, a personal or general recommendation or solicitation to sell or buy any securities in any jurisdiction or to conduct any particular investment activity. The material has not been reviewed by any regulatory authority in any jurisdiction.

Information and opinions presented have been obtained or derived from sources believed to be reliable and current; however, we cannot guarantee the sources' accuracy or completeness. There is no guarantee that any forecasts made will come to pass. The views contained herein are as of the date written and are subject to change without notice; these views may differ from those of other T. Rowe Price group companies and/or associates. Under no circumstances should the material, in whole or in part, be copied or redistributed without consent from T. Rowe Price.

The material is not intended for use by persons in jurisdictions which prohibit or restrict the distribution of the material and in certain countries the material is provided upon specific request. It is not intended for distribution to retail investors in any jurisdiction.

**Australia**—Issued in Australia by T. Rowe Price Australia Limited (ABN: 13 620 668 895 and AFSL: 503741), Level 50, Governor Phillip Tower, 1 Farrer Place, Suite 50B, Sydney, NSW 2000, Australia. For Wholesale Clients only.

**Brunei**—This material can only be delivered to certain specific institutional investors for informational purpose upon request only. The strategy and/or any products associated with the strategy has not been authorised for distribution in Brunei. No distribution of this material to any member of the public in Brunei is permitted.

**Canada**—Issued in Canada by T. Rowe Price (Canada), Inc. T. Rowe Price (Canada), Inc.'s investment management services are only available to Accredited Investors as defined under National Instrument 45-106. T. Rowe Price (Canada), Inc. enters into written delegation agreements with affiliates to provide investment management services.

**DIFC**—Issued in the Dubai International Financial Centre by T. Rowe Price International Ltd. This material is communicated on behalf of T. Rowe Price International Ltd. by its representative office which is regulated by the Dubai Financial Services Authority. For Professional Clients only.

**EEA**—Unless indicated otherwise this material is issued and approved by T. Rowe Price (Luxembourg) Management S.à r.l. 35 Boulevard du Prince Henri L-1724 Luxembourg which is authorised and regulated by the Luxembourg Commission de Surveillance du Secteur Financier. For Professional Clients only.

**Hong Kong**—Issued in Hong Kong by T. Rowe Price Hong Kong Limited, 6/F, Chater House, 8 Connaught Road Central, Hong Kong. T. Rowe Price Hong Kong Limited is licensed and regulated by the Securities & Futures Commission. For Professional Investors only.

**Indonesia**—This material is intended to be used only by the designated recipient to whom T. Rowe Price delivered; it is for institutional use only. Under no circumstances should the material, in whole or in part, be copied, redistributed or shared, in any medium, without prior written consent from T. Rowe Price. No distribution of this material to members of the public in any jurisdiction is permitted.

**Korea**—This material is intended only to Qualified Professional Investors upon specific and unsolicited request and may not be reproduced in whole or in part nor can they be transmitted to any other person in the Republic of Korea.

**Mainland China**—This material is provided to specific qualified domestic institutional investor or sovereign wealth fund on a one-on-one basis. No invitation to offer, or offer for, or sale of, the shares will be made in the mainland of the People's Republic of China ("Mainland China", not including the Hong Kong or Macau Special Administrative Regions or Taiwan) or by any means that would be deemed public under the laws of the Mainland China. The information relating to the strategy contained in this material has not been submitted to or approved by the China Securities Regulatory Commission or any other relevant governmental authority in the Mainland China. The strategy and/or any product associated with the strategy may only be offered or sold to investors in the Mainland China that are expressly authorized under the laws and regulations of the Mainland China to buy and sell securities denominated in a currency other than the Renminbi (or RMB), which is the official currency of the Mainland China. Potential investors who are resident in the Mainland China are responsible for obtaining the required approvals from all relevant government authorities in the Mainland China, including, but not limited to, the State Administration of Foreign Exchange, before purchasing the shares. This document further does not constitute any securities or investment advice to citizens of the Mainland China, or nationals with permanent residence in the Mainland China, or to any corporation, partnership, or other entity incorporated or established in the Mainland China.

**Malaysia**—This material can only be delivered to specific institutional investor upon specific and unsolicited request. The strategy and/or any products associated with the strategy has not been authorised for distribution in Malaysia. This material is solely for institutional use and for informational purposes only. This material does not provide investment advice or an offering to make, or an inducement or attempted inducement of any person to enter into or to offer to enter into, an agreement for or with a view to acquiring, disposing of, subscribing for or underwriting securities. Nothing in this material shall be considered a making available of, solicitation to buy, an offering for subscription or purchase or an invitation to subscribe for or purchase any securities, or any other product or service, to any person in any jurisdiction where such offer, solicitation, purchase or sale would be unlawful under the laws of Malaysia.

**New Zealand**—Issued in New Zealand by T. Rowe Price Australia Limited (ABN: 13 620 668 895 and AFSL: 503741), Level 50, Governor Phillip Tower, 1 Farrer Place, Suite 50B, Sydney, NSW 2000, Australia. No Interests are offered to the public. Accordingly, the Interests may not, directly or indirectly, be offered, sold or delivered in New Zealand, nor may any offering document or advertisement in relation to any offer of the Interests be distributed in New Zealand, other than in circumstances where there is no contravention of the Financial Markets Conduct Act 2013.

**Philippines**—THE STRATEGY AND/ OR ANY SECURITIES ASSOCIATED WITH THE STRATEGY BEING OFFERED OR SOLD HEREIN HAVE NOT BEEN REGISTERED WITH THE SECURITIES AND EXCHANGE COMMISSION UNDER THE SECURITIES REGULATION CODE. ANY FUTURE OFFER OR SALE OF THE STRATEGY AND/ OR ANY SECURITIES IS SUBJECT TO REGISTRATION REQUIREMENTS UNDER THE CODE, UNLESS SUCH OFFER OR SALE QUALIFIES AS AN EXEMPT TRANSACTION.

**Singapore**—Issued in Singapore by T. Rowe Price Singapore Private Ltd. (UEN: 201021137E), No. 501 Orchard Rd, #10-02 Wheelock Place, Singapore 238880. T. Rowe Price Singapore Private Ltd. is licensed and regulated by the Monetary Authority of Singapore. For Institutional and Accredited Investors only.

**South Africa**—T. Rowe Price International Ltd (TRPIL), 60 Queen Victoria Street, London, EC4N 4TZ, is an authorised financial services provider under the Financial Advisory and Intermediary Services Act, 2002 (Financial Services Provider (FSP) Licence Number 31935), authorised to provide "intermediary services" to South African Investors. TRPIL's Complaint Handling Procedures are available to clients upon request. The Financial Advisory and Intermediary Services Act Ombud in South Africa deals with complaints from clients against FSPs in relation to the specific services rendered by FSPs. The contact details are noted below: Telephone: +27 12 762 5000, Web: www.faisombud.co.za, Email: info@faisombud.co.za

**Switzerland**—Issued in Switzerland by T. Rowe Price (Switzerland) GmbH, Talstrasse 65, 6th Floor, 8001 Zurich, Switzerland. For Qualified Investors only.

**Taiwan**—This does not provide investment advice or recommendations. Nothing in this material shall be considered a solicitation to buy, or an offer to sell, a security, or any other product or service, to any person in the Republic of China.

**Thailand**—This material has not been and will not be filed with or approved by the Securities Exchange Commission of Thailand or any other regulatory authority in Thailand. The material is provided solely to "institutional investors" as defined under relevant Thai laws and regulations. No distribution of this material to any member of the public in Thailand is permitted. Nothing in this material shall be considered a provision of service, or a solicitation to buy, or an offer to sell, a security, or any other product or service, to any person where such provision, offer, solicitation, purchase or sale would be unlawful under relevant Thai laws and regulations.

**UK**—This material is issued and approved by T. Rowe Price International Ltd, 60 Queen Victoria Street, London, EC4N 4TZ which is authorised and regulated by the UK Financial Conduct Authority. For Professional Clients only.

**USA**—Issued in the USA by T. Rowe Price Associates, Inc., 100 East Pratt Street, Baltimore, MD, 21202, which is regulated by the U.S. Securities and Exchange Commission. For Institutional Investors only.

© 2022 T. Rowe Price. All Rights Reserved. T. ROWE PRICE, INVEST WITH CONFIDENCE, and the Bighorn Sheep design are, collectively and/or apart, trademarks of T. Rowe Price Group, Inc.